


Student Directions – Code Orange Day

- 1) After connecting to your home internet, go to the Microsoft Folder on the home screen.

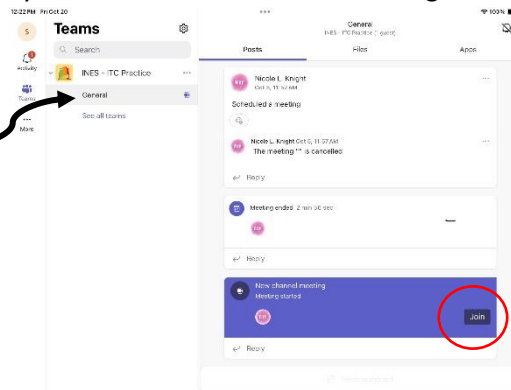


- 2) Open Teams.

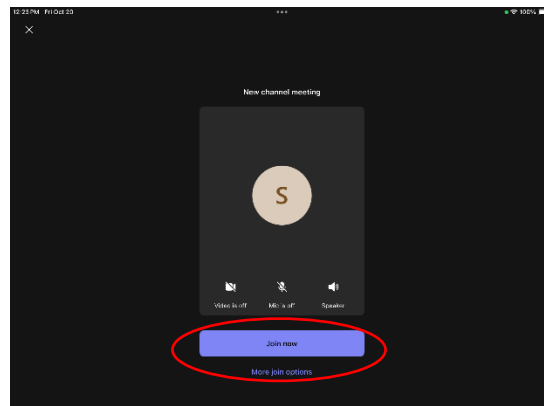


- 3) Click on "Join" where your teacher has started a meeting.

Don't see the Join button? Make sure you're in the "General" part of your Teams app.

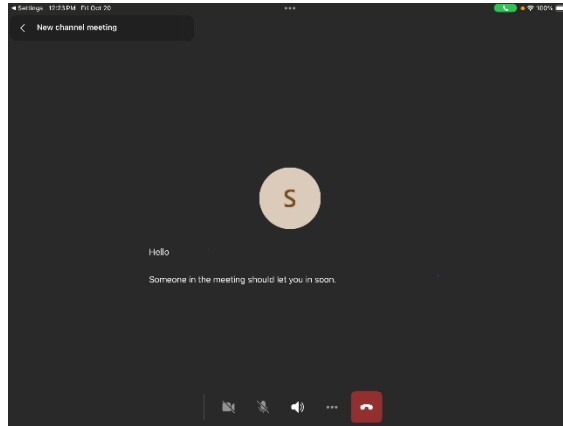


- 4) Click "Join Now".



Student Directions – Code Orange Day

5) Wait for your teacher to let you into the Team class.



Student Login Information

Teams should automatically log you in, but if it doesn't, write your log in information here so that you're ready!

Login Name: _____@pwcs-edu.org

Password: _____

Remember to bring your iPad and charger back to school with you each day!